



العربية بلا دموع للصغار

Arabic Without Tears

A first book for younger learners

Dr. Imran Alawiye



Anglo-Arabic Graphics Ltd
www.greatwaytoarabic.com

Notes for parents and teachers

Welcome to *Arabic Without Tears*. This book is the first in a series that will help you to support young children or pupils taking their first steps in learning the Arabic language in a lively and colourful manner.

This first volume aims to teach children to read and write the letters of the Arabic alphabet in their basic, unjoined form. As each letter is introduced, an arrowed diagram shows the correct direction of pen movement for writing the letter, and a page of writing practice follows during which the child is gradually encouraged to gain more independence and confidence in formulating the letter.

Letters are introduced in small batches, broken up with colourful activities centred around alphabet recognition and further writing practice. To maintain the child's interest, aspects of Arabic vocabulary are introduced, most notably the colours and numbers up to ten, which are written in their transliterated form as well as in Arabic to enable the pupil to learn them more easily and use them in different activities and contexts. A page of colour and number flashcards at the back of the book can be cut out by the teacher or parent to test the child's knowledge of these key words. The learner is also encouraged to pick up other vocabulary along the way, in particular the names of various fruits and items of clothing.

No prior knowledge of Arabic is assumed on the part of the child, but it would be helpful if the parent or teacher is able to read a little Arabic so as to ensure correct pronunciation.

Suggestions for use

Letters of the alphabet pages:

- Begin by discussing the orientation of the book with the child, explaining that Arabic books run from right to left.
- Explain that the text on each page also runs from right to left. For each letter of the alphabet that is introduced, ensure that your child begins writing at the right hand side of the page, travelling across to the left, and that each letter is written in accordance with the arrowed diagram. Ask your child to write over each letter, joining up the dashes, and to finish off the incomplete letters. At the bottom of the page, encourage the child to try writing some complete letters by him or herself.
- Talk about the name of each letter and the sound it makes. Use the word shown next to the picture on each alphabet page to illustrate the sound of the letter and encourage the child to learn these words by heart if possible.
- Use the letter bar running across the bottom of the page to illustrate each letter's position within the alphabet. The 'active' letter being learnt is highlighted in yellow. Encourage the child to read all the way through the alphabet letter bar as far as the letter he/she is learning to reinforce his/her recognition of the letters and knowledge of alphabetical order.
- Keep sessions short and stop as soon as the child becomes tired. Learning should be fun, not a chore.
- Work through the book together, and give your child plenty of praise and encouragement, even if he/she doesn't succeed in completing a whole page.

Numbers and counting pages (8–9, 20, 28–29, 34, 46–47, 52–53)

- Practise reading the Arabic numbers several times, until the child can say them by him- or herself.
- Encourage the child to count the items in the pictures in Arabic out loud.
- Set the child small challenges, such as asking, 'Can you count backwards from five to one?' or 'How many fingers am I holding up?' This will help the child to develop instant recall of numbers, without having to count all the way up from number one.
- Use the mini flashcards at the back of the book to reinforce their number recognition.
- Try asking the child how many items are portrayed on the page by using the Arabic questions provided so as to accustom him/her to the sound of the language.

Colour recognition and practice pages (14–15, 20–21, 39–41, 46, 52–53)

- Practise reading the Arabic colours with the child several times, until he/she can say them by him- or herself.
- Encourage the child to describe the colour of the items in the pictures out loud, as well as to count the items to reinforce his/her knowledge of the numbers.
- Use the mini flashcards at the back of the book to support the child's colour recognition.
- Try asking what colour an item is using the following Arabic sentence structures:

If an item ends in a *taa marbootah* (ة or ة), ask the question: *Maa lownuhaa?* مَا لَوْنُهَا؟

If it doesn't end in a *taa marbootah*, ask instead: *Maa lownuhu?* مَا لَوْنُهُ؟

The *taa marbootah* at the end shows that the noun is feminine, so the question changes slightly.

- Explore the names of the new items of vocabulary together, and see how many you can both learn!

Alphabet recognition and sequence (13, 21, 26–27, 35, 41, 44, 46, 51, 54)

- These pages are designed to reinforce the child's ability to recognise individual letters as well as his/her knowledge of alphabetical order, and to give him/her extra practice at writing the letters he/she has learnt.
- On page 26, if your child does not enjoy colouring much, simply omit the background colour in each box and encourage him/her to colour in only the numbered shapes of which there are fewer in each of the boxes.
- Note that the words on pages 27 and 54 have all appeared before at the top of the pages teaching the individual letters of the alphabet. Feel free to turn back to those pages to read the transliteration and identify the initial letter if you or your child cannot read or remember a particular word.



Alif

arnab
a rabbit

أَرْنَب



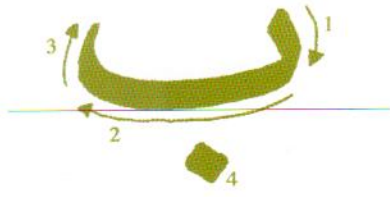
Finish off the letters!



Now write some by yourself!



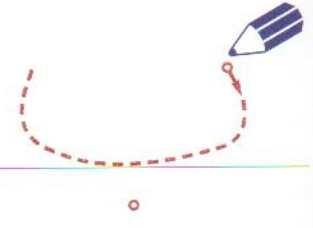
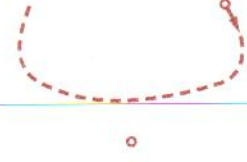
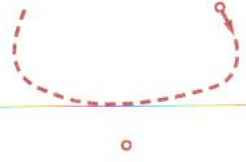
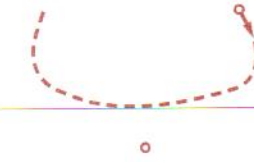
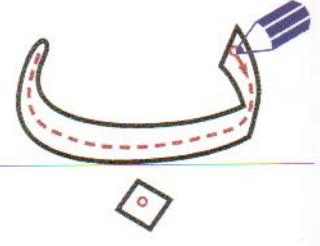
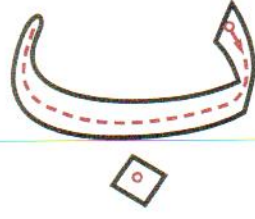
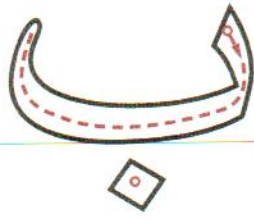
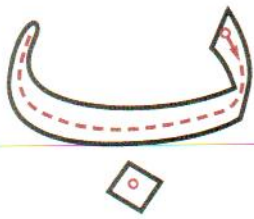
أ ب ت ث ج ح خ د ذ ر ز س ش ص



Baa

bitreeq
a penguin

بَطْرِيق



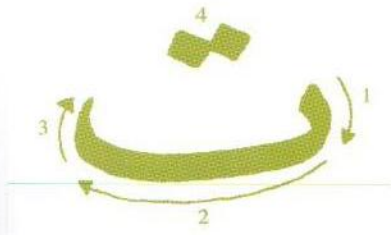
Finish off the letters!




Now write some by yourself. Don't forget to put a dot under each letter!



ض ط ظ ع غ ف ق ك ل م ن ه و ي








Taa



timsaah
a crocodile

تِمْسَاح




Finish off the letters!



Now write some by yourself. Don't forget to put two dots on each letter!



أ ب ت ث ج ح خ د ذ ر ز س ش ص

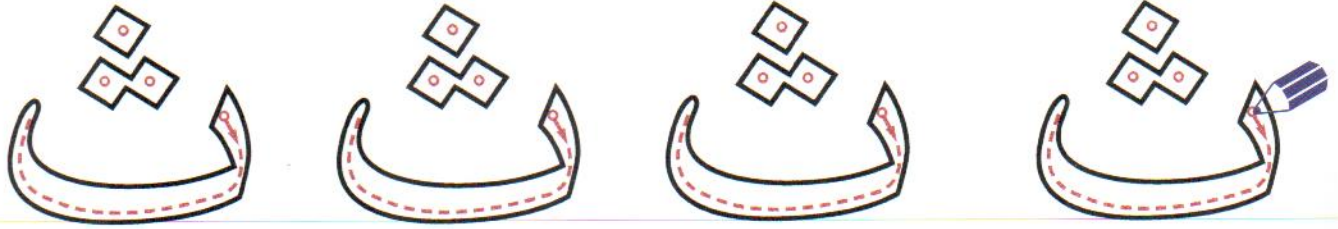


Thaa



thu°baan
a snake

ثَعْبَان



Finish off the letters!



Now write some by yourself. Don't forget to put three dots on each letter!




ض ط ظ ع غ ف ق ك ل م ن ه و ي

Let's count from one to five!


1 waahid

وَاحِدٍ




2 ithnaan

اِثْنَانِ




3 thalaathah

ثَلَاثَةٍ




4 arba'ah

أَرْبَعَةٍ



5 khamsah

خَمْسَةٍ



Count aloud in Arabic! How many buckets do you see?

Kam dalwan 'ala-ssafhah?

(Literally, 'How many buckets are on the page?')


كَمْ دَلْوًا عَلَى الصَّفْحَةِ؟



Count aloud in Arabic!

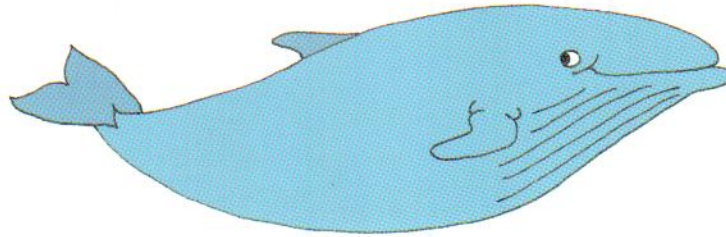
How many fish do you see?

كَمْ سَمَكَةً عَلَى الصَّفْحَةِ؟
Kam samakatan ʿala-ṣṣafḥah?




How many whales do you see?

كَمْ حُوتًا عَلَى الصَّفْحَةِ؟
Kam ḥootan ʿala-ṣṣafḥah?



How many shells do you see?

كَمْ صَدْفَةً عَلَى الصَّفْحَةِ؟
Kam ṣadafatan ʿala-ṣṣafḥah?



How many crabs do you see?

كَمْ سَرَطَانُ بَحْرِ عَلَى الصَّفْحَةِ؟
Kam sarāṭānu baḥrin ʿala-ṣṣafḥah?

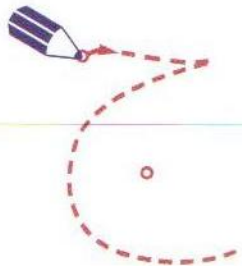
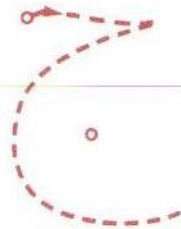
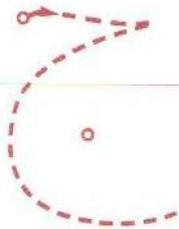
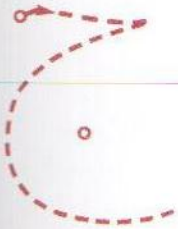
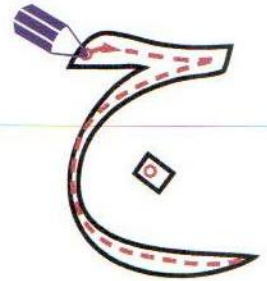
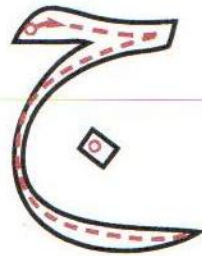
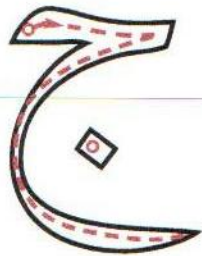
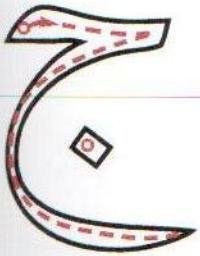




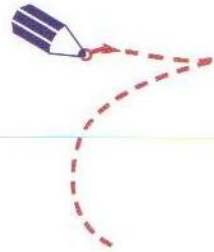
Jeem

jamal
a camel

جَمَل



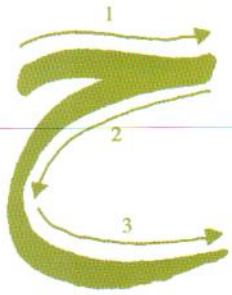
Finish off the letters!



Now write some by yourself. Don't forget to put a dot under each letter!



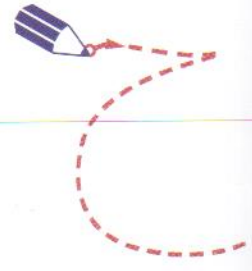
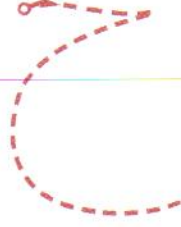
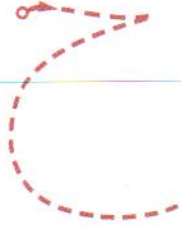
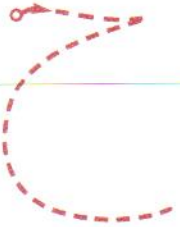



أ ب ت ث ج ح خ د ذ ر ز س ش ص



Ha

ḥiṣāan
a horse

حصان



Finish off the letters!



Now write some by yourself.

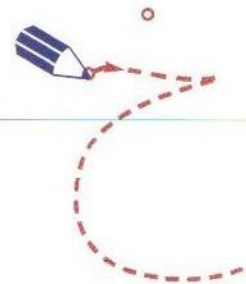
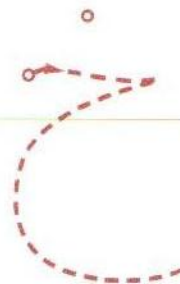
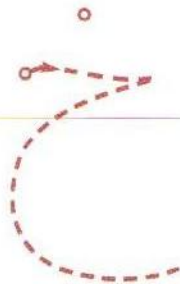
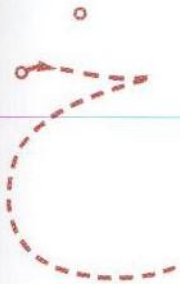
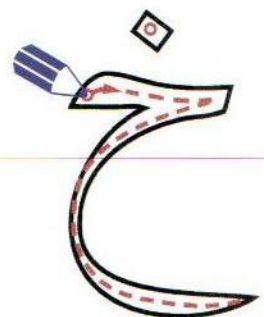


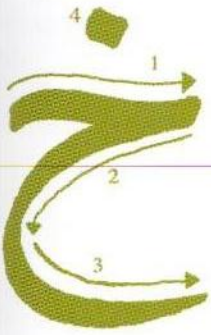


ض ط ظ ع غ ف ق ك ل م ن ه و ي


Khaa

kharoof
a sheep

خروف



Finish off the letters!



Now write some by yourself. Don't forget to put a dot above each letter!







أ ب ت ث ج ح خ د ذ ر ز س ش ص

Fill in the missing letters on the train trucks

املأ الفراغ بالحروف الناقصة على عربات القطار.

Imla' il-faraagha bil-huroofi-nnaaqisati 'ala 'arabaatil-qitaar.



ض ط ظ ع غ ف ق ك ل م ن ه و ي

Let's learn some colours in Arabic!

yellow



aṣfar

أَصْفَر

green



akhḍar

أَخْضَر

blue



azraq

أَزْرَق

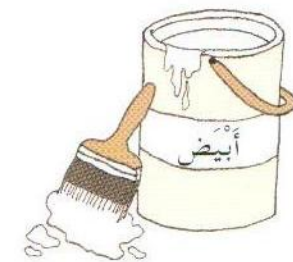
red



ahmar

أَحْمَر

white



abyaḍ

أَبْيَض

black



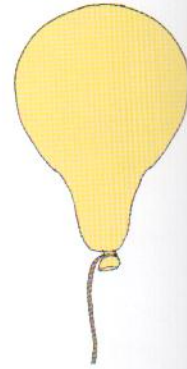
aswad

أَسْوَد

What colour is it?

What colours are the balloons? مَا أَلْوَانُ الْبَالُونَاتِ الْمَوْجُودَةِ عَلَى الصَّفْحَةِ؟


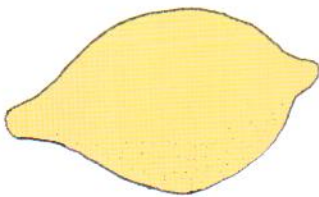
Maa alwaanul-baloonaatil-mowjoodati 'ala-ssafhah?



What colours are the fruits?

مَا أَلْوَانُ الْفَوَاكِهِ الْمَوْجُودَةِ عَلَى الصَّفْحَةِ؟

Maa alwaanul-fawaakihil-mowjoodati 'ala-ssafhah?



What colours are the pencils? مَا أَلْوَانُ أَقْلَامِ الرَّصَاصِ الْمَوْجُودَةِ عَلَى الصَّفْحَةِ؟

Maa alwaanu aqlami-rrasaasil-mowjoodati 'ala-ssafhah?



What colours are the flowers?

مَا أَلْوَانُ الزُّهُورِ الْمَوْجُودَةِ عَلَى الصَّفْحَةِ؟

Maa alwaanu-zzuhooril-mowjoodati 'ala-ssafhah?




Now count in Arabic how many of each item you can see.

Daal

doodah
a worm

دُوْدَة



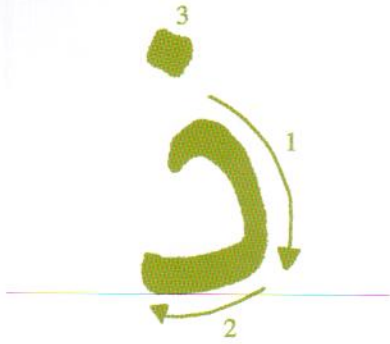
Finish off the letters!



Now write some by yourself.




أ ب ت ث ج ح خ د ذ ر ز س ش ص



Dhaal

dhayl
(sounds like **they'll**)
a tail

ذَيْل



Finish off the letters!



Now write some by yourself. Don't forget to put a dot above each letter!


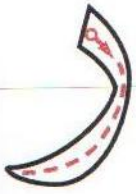
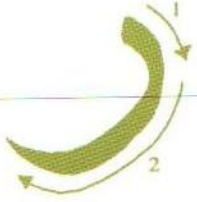


ض ط ظ ع غ ف ق ك ل م ن ه و ي

Raa

rijl
a leg

رِجْلٌ



Finish off the letters!



Now write some by yourself.

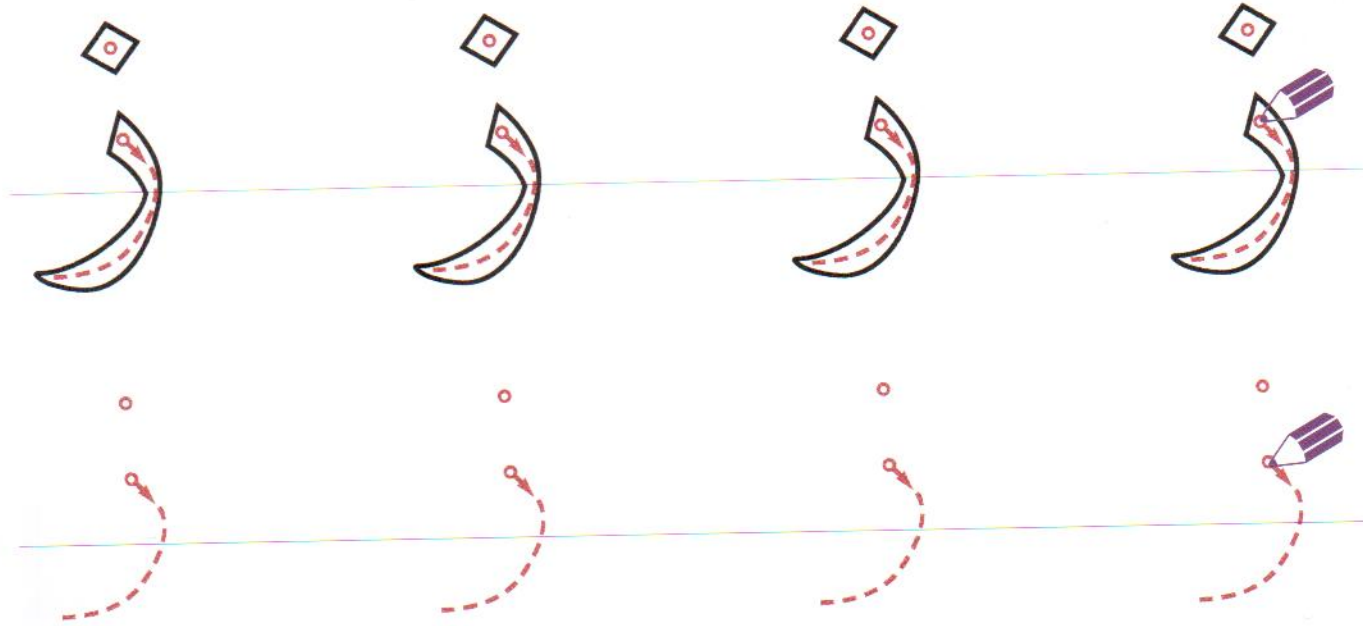


أ ب ت ث ج ح خ د ذ ر ز س ش ص

Zaa

zahrah
a flower

زهرة



Finish off the letters!



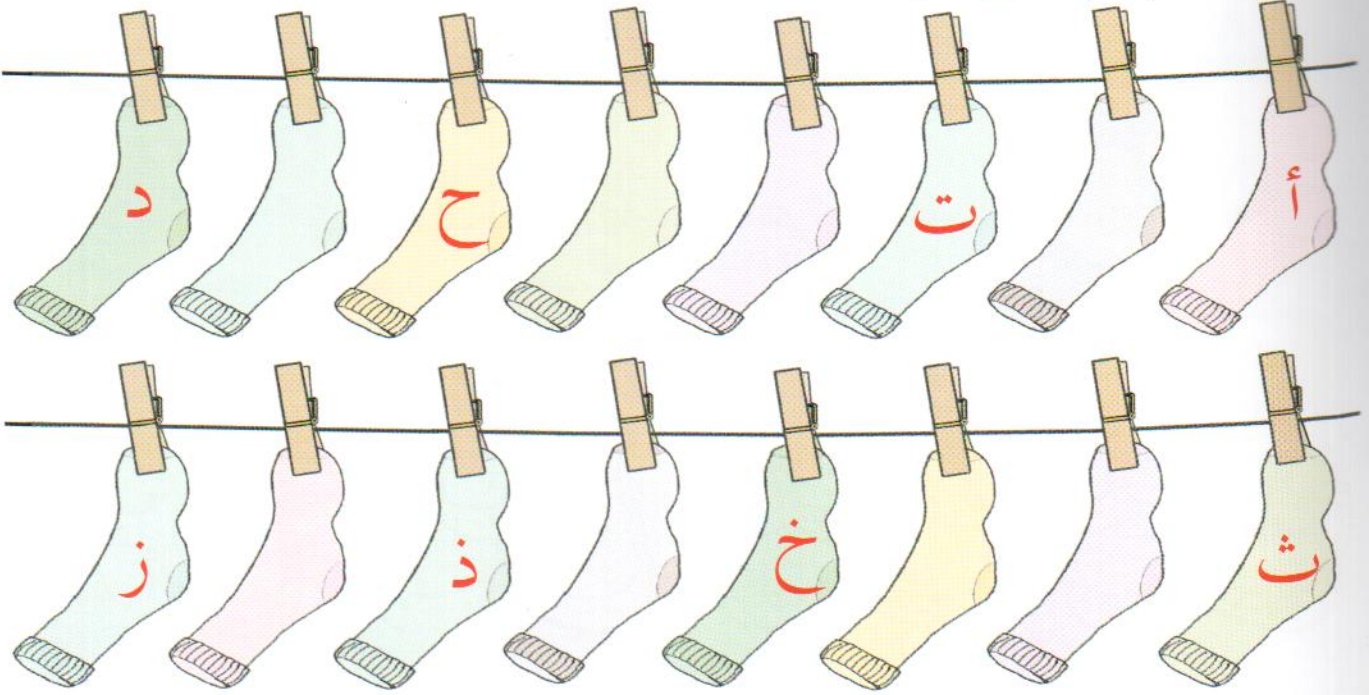
Now write some by yourself. Don't forget to put a dot on each letter!



ض ط ظ ع غ ف ق ك ل م ن ه و ي

Fill in the missing letters اَمَلِّ الْفَرَاغَ بِالْحُرُوفِ النَّاقِصَةِ

Imla' il-faraagha bil-huroofi-nnaaqisah



What colour is it?

مَا لَوْنُهُ؟ مَا لَوْنُهَا؟

Maa lownuhu? Maa lownuhaa?




رَبَطَةٌ عُنُقٍ

rabṭatul-ʿunuq
a tie



جُورِبٌ

jowrab
a sock



تَنْوَرَةٌ

tannoorah
a skirt



بَدَلَةٌ

badhlah
a suit



ثَوْبٌ

thowb
a gown



حِذَاءٌ


hidhaa'
a shoe



حِزَامٌ

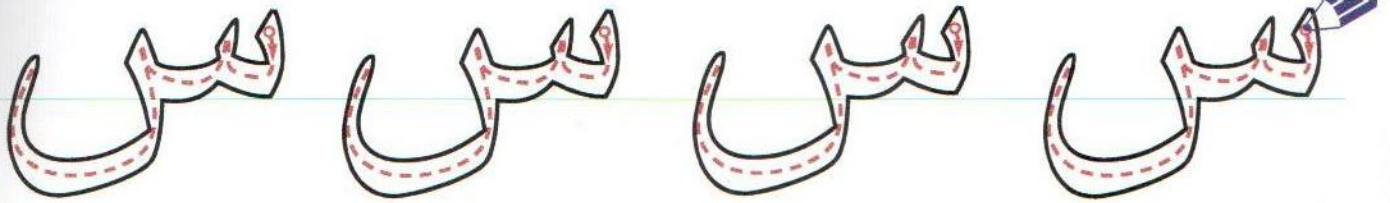
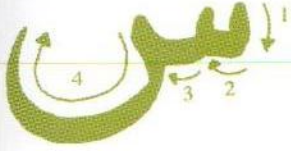
hizaam
a belt

Seen




sinjaab
a squirrel

سِنْجَاب



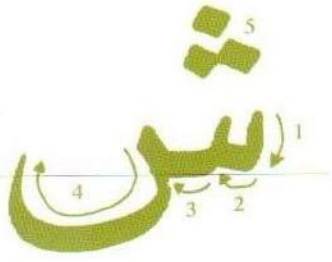
Finish off the letters!



Now write some by yourself.




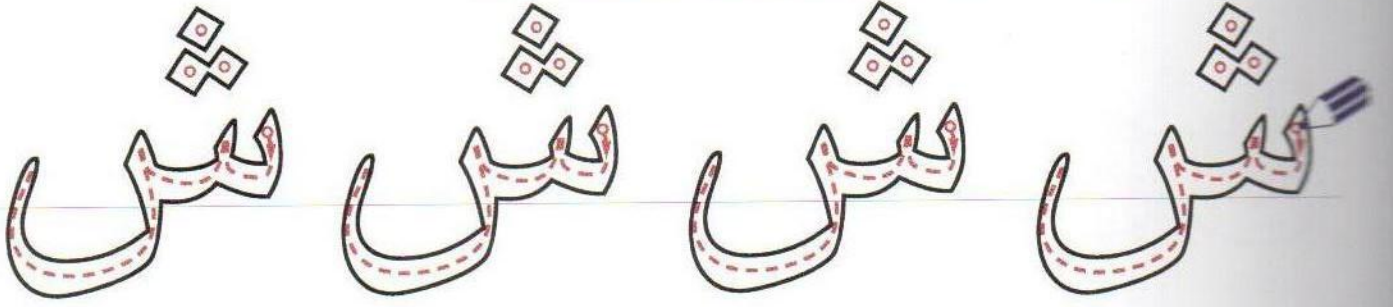
أ ب ت ث ج ح خ د ذ ر ز س ش ص




Sheen

shams
a sun

شَمْس



Finish off the letters!



Now write some by yourself. Don't forget to put three dots on each letter!



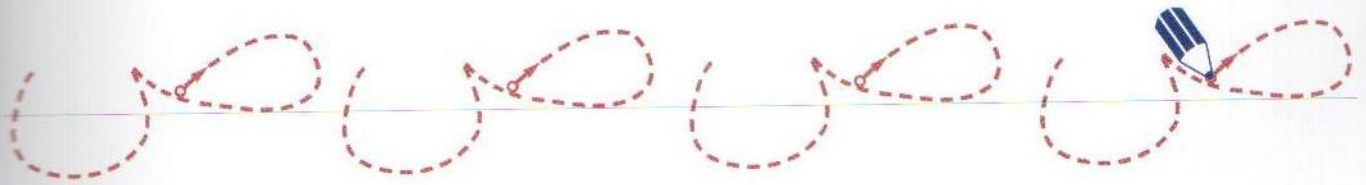


ض ط ظ ع غ ف ق ك ل م ن ه و ي



Saad

ṣaarookh
a rocket

صَارُوخ



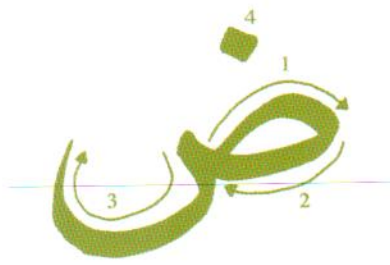
Finish off the letters!



Now write some by yourself.



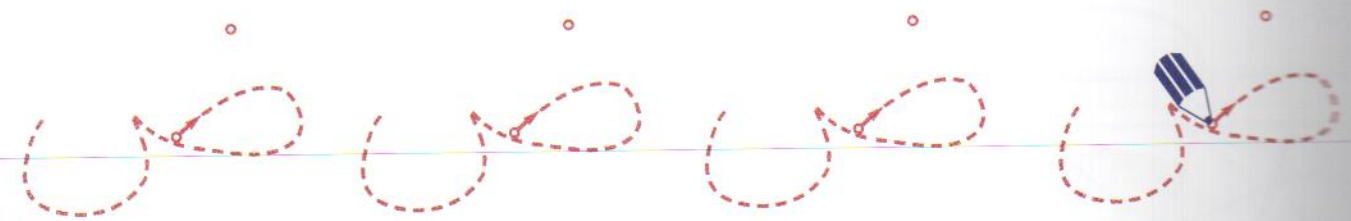
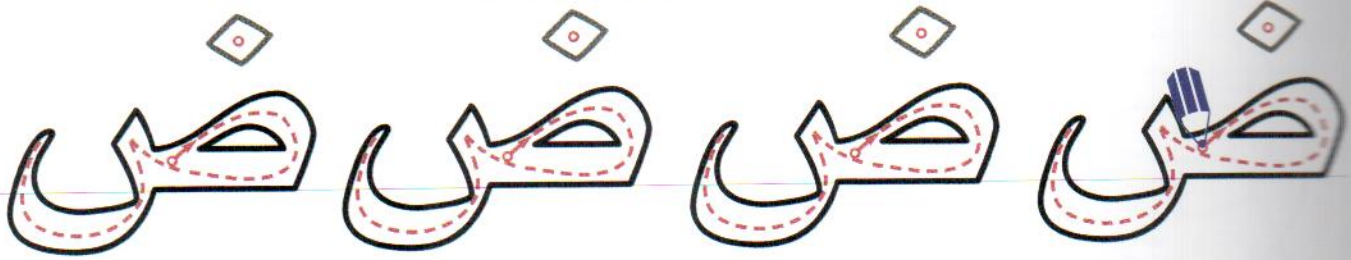

أ ب ت ث ج ح خ د ذ ر ز س ش ص



Daad

ḍifdi'ah
a frog

ضفدعة



Finish off the letters!



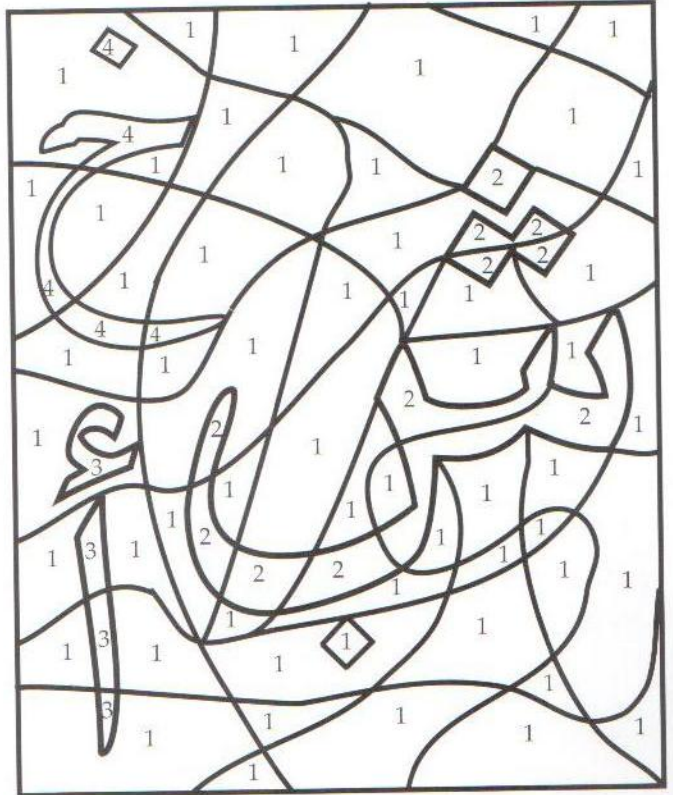
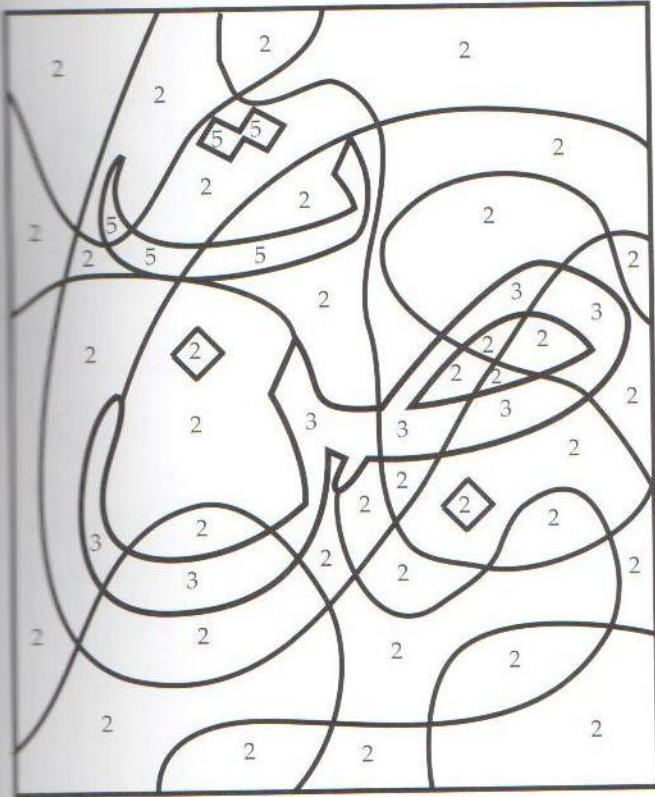


Now write some by yourself. Don't forget to put a dot on each letter!



ض ط ظ ع غ ف ق ك ل م ن ه و ي

Find the hidden letters




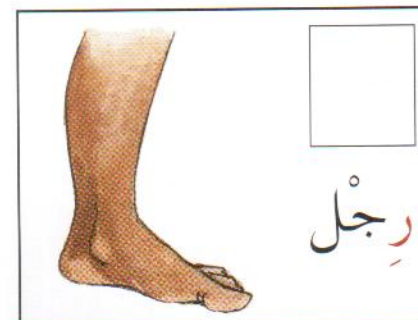


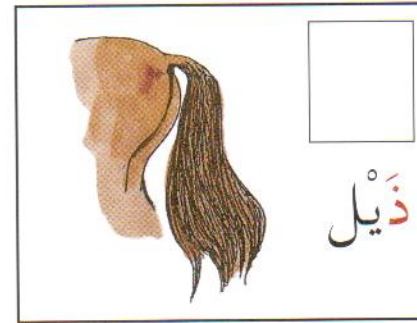



Find the hidden letters! Colour each numbered shape as follows:

- 1 Blue أزرق 3 Black أسود 5 Green أخضر
 2 Yellow أصفر 4 Red أحمر

Now name the letters that you found.

With what letter does each picture begin?


Look at each picture. Write the Arabic letter that the picture begins with in the box. The first one has been done for you.



Let's count from six to ten!


6 sittah

سِتَّة




7 sab'ah

سَبْعَة




8 thamaaniyah ثَمَانِيَة




9 tis'ah

تِسْعَة



10 'asharah


عَشْرَة



Count aloud in Arabic! How many worms do you see?

كَمْ دُودَةً تَسْتَطِيعُ أَنْ تَرَى؟ عُدَّهَا جَهْرًا بِالْعَرَبِيَّةِ.


Kam doodatan tastateeu an taraa? 'Uddahaa jahran bil-'arabiyah.



Count and colour! How many birds do you see?

كَمْ طَيْرًا تَسْتَطِيعُ أَنْ تَرَى؟ عَدِّ وَكَوِّنْ.

Kam tayran tastatee'u an taraa? 'Udda walowwaa.


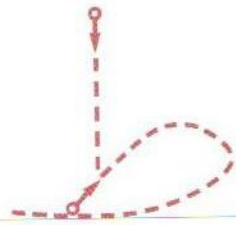
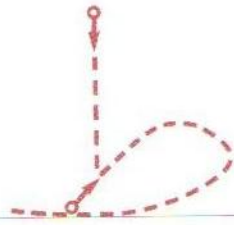
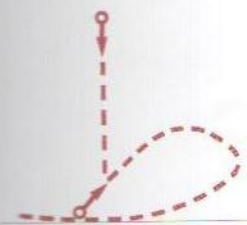

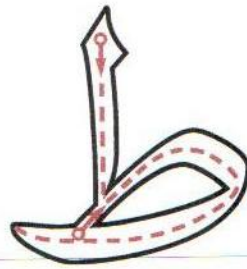
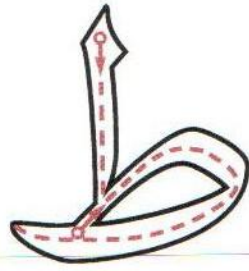
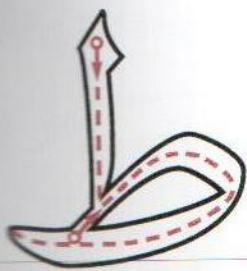




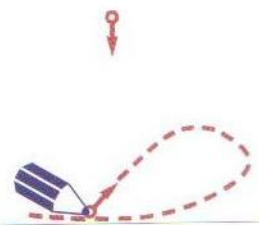
Ta

ṭablah
a drum

طَبْلَة




Finish off the letters!



Now write some by yourself.




أ ب ت ث ج ح خ د ذ ر ز س ش ص




Za

zaby
a gazelle

ظَبِي





Finish off the letters!



Now write some by yourself. Don't forget to put a dot above each letter!



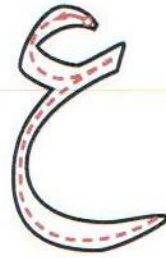
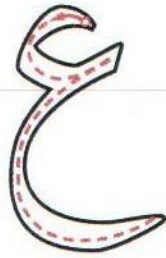

ض ط ظ ع غ ف ق ك ل م ن ه و ي




ayn

ayn
an eye

عين




Finish off the letters!



Now write some by yourself.




أ ب ت ث ج ح خ د ذ ر ز س ش ص



Ghayn

ghuraab
a crow

غُرَاب



Finish off the letters!




Now write some by yourself. Don't forget to put a dot above each letter!



ض ط ظ ع غ ف ق ك ل م ن ه و ي

عَدَّ وَكَوَّنًا!

Colour and count


Colour the Ta letters **blue**. أَزْرَقَColour the Za letters **green**. أَخْضَرَColour the °Ayn letters **red**. أَحْمَرَColour the Ghayn letters **yellow**. أَصْفَرَ

Count aloud in Arabic! Write your answers in the boxes.

How many Ta letters can you see? How many °Ayn letters can you see? How many Za letters can you see? How many Ghayn letters can you see?

Rocket to the planet Ghayn

Help the rocket find its way to the red planet Ghayn by visiting each of the other planets in alphabetical order.

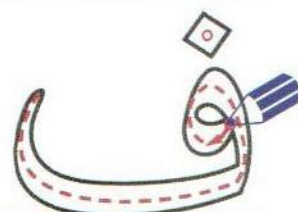
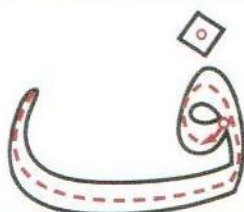
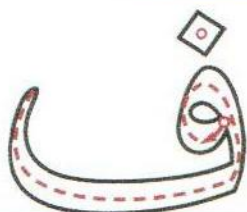
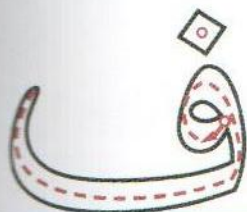





Faa

feel
an elephant

فيل



Finish off the letters!



Now write some by yourself! Don't forget to put a dot above each letter!



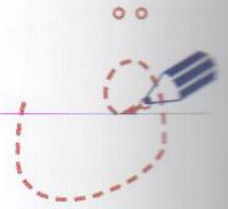
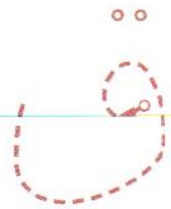
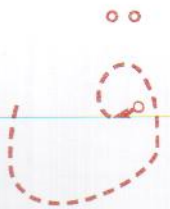


أ ب ت ث ج ح خ د ذ ر ز س ش ص




Qaaf

qird
a monkey

قرد



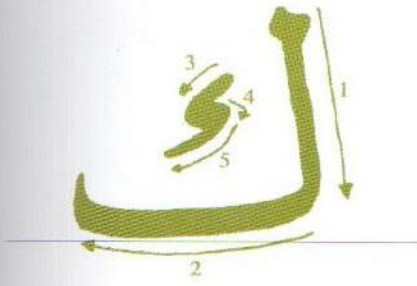
Finish off the letters!



Now write some by yourself! Don't forget to put two dots above each letter!



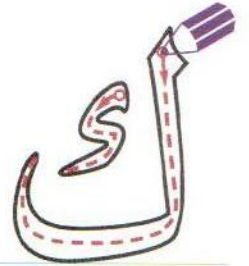
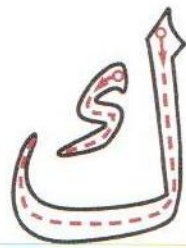

ض ط ظ ع غ ف ق ك ل م ن ه و ي



Kaaf

kursiyy
a chair

كُرْسِيّ



Finish off the letters!



Now write some by yourself!



ض ط ظ ع غ ف ق ك ل م ن ه و ي

Let's learn some more colours!

brown



bunniyy

بني

grey



ramaadiyy

رَمَادِي

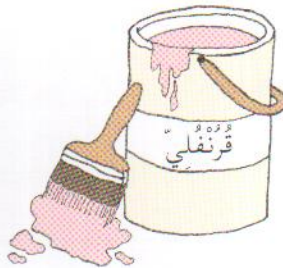
orange



burtuqaaliyy

بَرْتَقَالِي

pink



qurunfuliyy

قُرْنَفَلِي

purple



urjuwaaniyy

أُرْجَوَانِي

violet




banafsajiyy

بَنَفْسَجِي

What colour are the fruits?

مَا أَلْوَانُ الْفَوَاكِه؟

Maa alwaanul-farwaakih?



an orange

burtuqaal بَرْتُقَال



a strawberry

faraawilah فَرَاوِلَة



a lemon

laymoon لَيْمُون



a plum

burqooq بَرْقُوق



a pear

ijjaasah إِجَّاصَة



a pineapple

anaanaas أَنَانَاَس



a peach

khawkhah خَوْخَة



cherries

karaz كَرَز



a banana

mowzah مَوْزَة



a raspberry

tootul-sullayq تُوْتُ الْعَلِيْق



grapes

sinab عِنَب



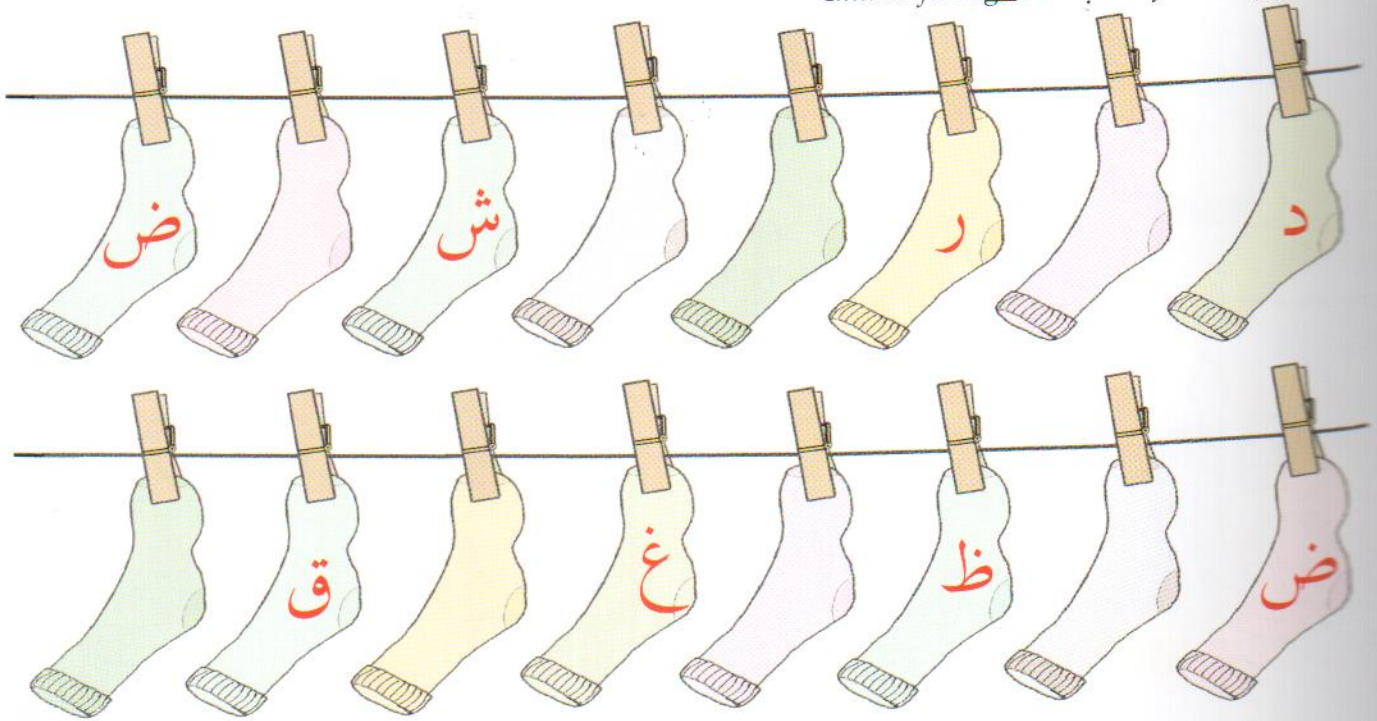
an apple

tuffaahah تَفَّاحَة



Fill in the missing letters **أَمَلِّأُ الْفَرَاغَ بِالْحُرُوفِ النَّاقِصَةِ**

Imla' il-faraagha bil-huroofi-nnaaqisah



What colour is it?

مَا لَوْنُهُ؟ مَا لَوْنُهَا؟


Maa lownuhu? Maa lownuhaa?



قُبَّةٌ
ق qubbaṣah
a hat



قَمِيصٌ
ق qamees
a shirt




سِرْوَالٌ
س sirwaal
trousers



فُسْتَانٌ
ف fustaan
a dress






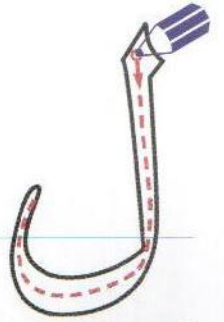
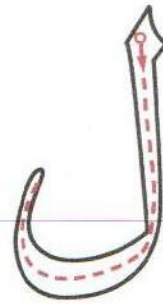

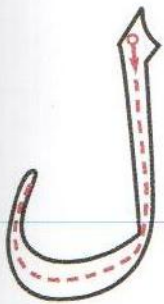
كَنْزَةٌ
ك kanzah
a sweater,
jumper




Laam

laqlaq
a stork

لَقْلَقْ




Finish off the letters!



Now write some by yourself.



أ ب ت ث ج ح خ د ذ ر ز س ش ص



Meem



mouzah
a banana

مَوْزَة



Finish off the letters!




Now write some by yourself.



ض ط ظ ع غ ف ق ك ل م ن ه و ي

Hop across the pond!

Help the frog to find his way across the pond by filling in the missing letters of the alphabet on the lily pads he jumps on.

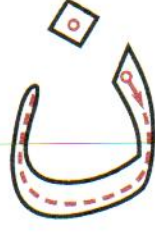


أ ب ت ث ج ح خ د ذ ر ز س ش ص

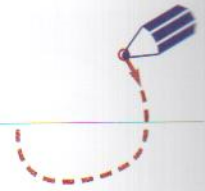
Noon

na°aamah
an ostrich

نَعَامَةٌ



Finish off the letters!



Now write some by yourself. Don't forget to put a dot above each letter!

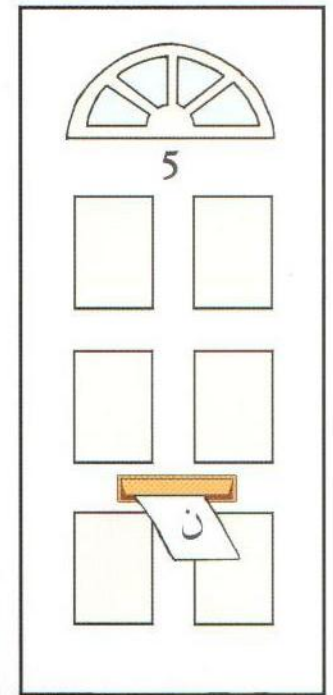
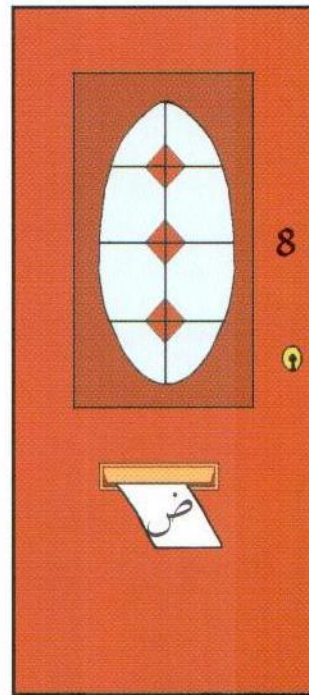








ض ط ظ ع غ ف ق ك ل م ن ه و ي

Look at each door. Say aloud in Arabic what number and colour it is, and what letter is in each letterbox.

قُلْ بِالْعَرَبِيَّةِ الرِّقْمَ وَاللَّوْنَ وَالْحَرْفَ الْمَوْجُودَ عَلَى كُلِّ بَابٍ.


Qul bil-^ṣarabiyyati-rraqama wal-lawna wal-ḥarfal-mowjooda ^ṣala kulli baab.





Count the candles on each cake in Arabic.


عَدِّ الشَّمَعَاتِ الْمَوْجُودَةَ عَلَى كُلِّ كَعْكَةٍ بِالْعَرَبِيَّةِ.


Uddash-sham^{aa}til-mowjoodata ^{alaa} kulli ka^katin bil-^{arabiyyah}.









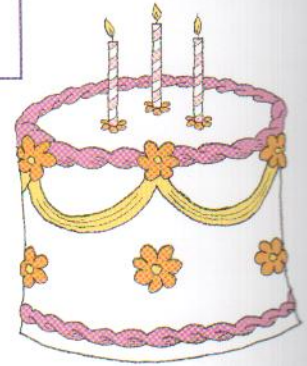
















Haa

haatif
a telephone

هَاتِف



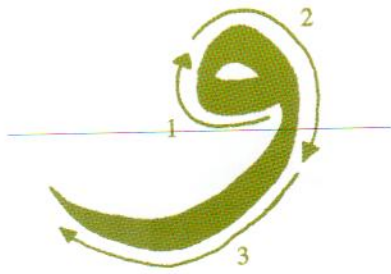
Finish off the letters!



Now write some by yourself.




أ ب ت ث ج ح خ د ذ ر ز س ش ص



Waaw

walad
a boy

وَلَدٌ



Finish off the letters!



Now write some by yourself.





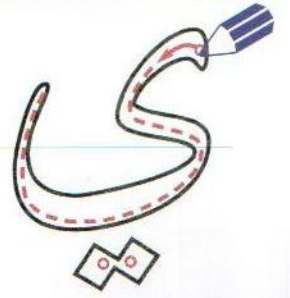







ض ط ظ ع غ ف ق ك ل م ن ه و ي


Yaa

yad
a hand

يَد



Finish off the letters!




Now write some by yourself. Don't forget to put two dots under each letter.



أ ب ت ث ج ح خ د ذ ر ز س ش ص

Help the bee find its way to the flower by following the alphabet trail in the correct order through the maze.




In Arabic, what colour is each letter?

ض ط ظ ع غ ف ق ك ل م ن هـ و ي


Practise your Arabic

What colours are the flowers? How many are there?



مَا أَلْوَانُ الزُّهُورِ؟ وَكَمْ عَدَدُهَا؟

Maa alwaanu-zzuhoor? Wakam ʿadaduhaa?



What colours are the butterflies? How many are there?

مَا أَلْوَانُ الْفَرَاشَاتِ؟ وَكَمْ عَدَدُهَا؟

Maa alwaanul-faraashaat? Wakam ʿadaduhaa?



One last colour to learn!

turquoise





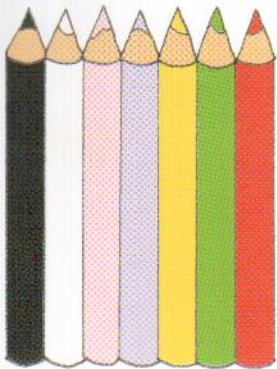



fayrooziyy

فَيْرُوزِي

What colours are the pencils?
How many are there in each group?

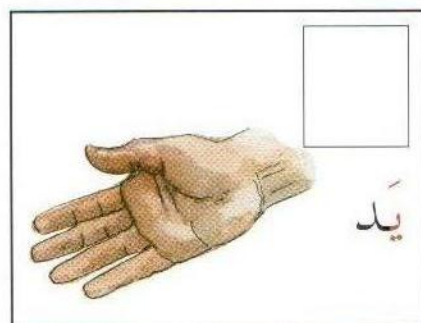
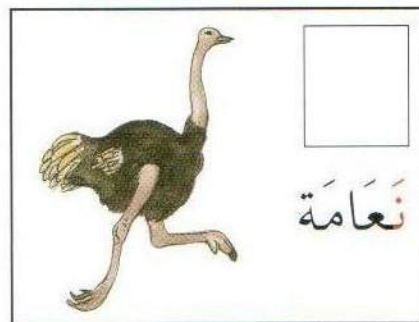

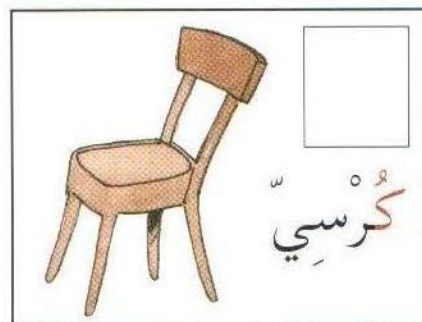

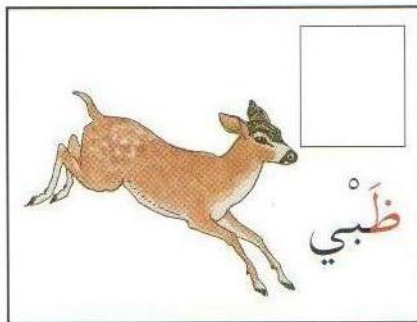
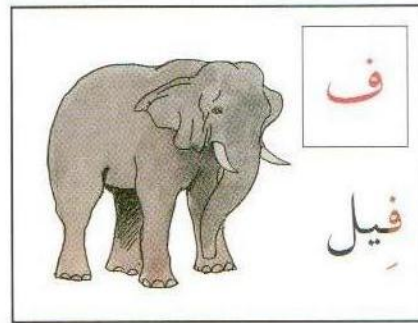


مَا أَلْوَانُ الْأَقْلَامِ؟ وَكَمْ قَلَمًا فِي كُلِّ مَجْمُوعَةٍ؟

Maa alwaanul-aqlaam? Wakam qalaman fee kulli majmoo'ah?



With what letter does each picture begin?

Look at each picture. Write the Arabic letter that the picture begins with in the box. The first one has been done for you.



Flashcards: Cut out and keep

رَمَادِيّ ramaadiyy	أَصْفَر asfar	سَبْعَة sab ^ʿ ah	وَاحِد waahid
قُرْنُفُلِيّ qurunfuliyy	أَزْرَق azraq	ثَمَانِيَة thamaaniyah	اِثْنَان ithnaan
أُرْجَوَانِيّ urjuwaaniyy	أَبْيَض abyad	تِسْعَة tis ^ʿ ah	ثَلَاثَة thalaathah
بَنْفَسَجِيّ banafsajiyy	أَسْوَد aswad	عَشْرَة asharah	أَرْبَعَة arba ^ʿ ah
فَيْرُوزِيّ fayrooziyy	بُنِيّ bunniyy	أَحْمَر ahmar	خَمْسَة khamsah
	بُرْتُقَالِيّ burtuqaaliyy	أَخْضَر akhdar	سِتَّة sittah

